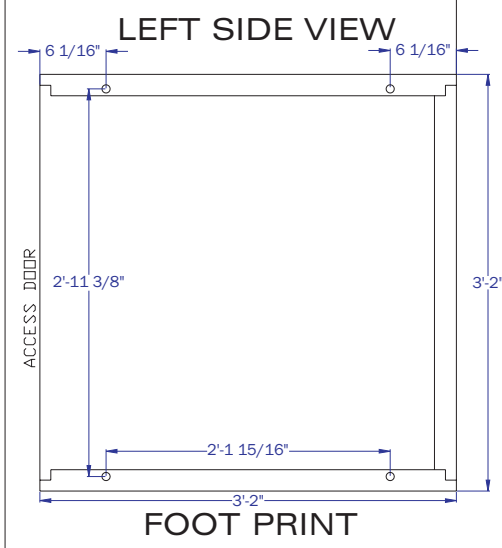



| MODEL 1010-TW INCLUDES | |
|------------------------|--|
| PART ID | DESCRIPTION |
| 0134 | STAINLESS STEEL (SS) CABINET, SS HEAD, DELIVERY CHUTE, LOCK AND KEYS, AND M1010 BOOK TRUCK FEATURES GENTLE DROP NO-TIP FLOOR |

| ACCESSORY OPTIONS | |
|-------------------|---|
| PART ID | DESCRIPTION |
| 0608 | LOCKABLE LIFT PLATE INCLUDES LOCK BAR, PAD LOCK, AND 2 KEYS |
| 1820 | EXTRA M1010 BOOK TRUCK FEATURES GENTLE DROP NO-TIP FLOOR |
| 1114 | COLOR COATED ARMOR ENTIRE STAINLESS STEEL HEAD ONE COLOR |



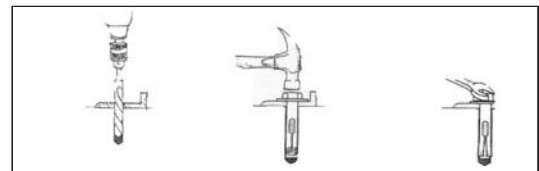
SEE CHART FOR WALL DEPTH AND CENTER LINE OF ROUGH OPENING ELEVATIONS



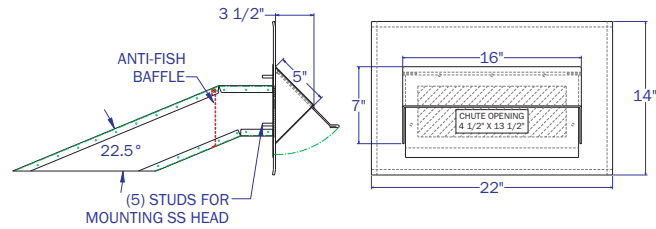
FRONT VIEW

M1010-TW ANCHORS WITH (4) 1/2" SS ANCHORS

1. MARK AND DRILL HOLE SAME
 2. TAP IN ANCHOR
 3. SECURE WITH WRENCH
- SIZE AS ANCHOR



SS HEAD & DELIVERY CHUTE DETAIL



| WALL DEPTH ELEVATIONS | |
|--|----------------------|
| ASSUMES SAME INTERIOR AND EXTERIOR GRADE | |
| WALL DEPTH | C.L OF ROUGH OPENING |
| 4" - 6" | 41 1/2" - 42 1/4" |
| 6" - 8" | 42 1/4" - 43" |
| 8" - 10" | 43" - 44" |
| 10" - 12" | 44" - 44 3/4" |
| 12" - 14" | 44 3/4" - 45 1/2" |
| 14" - 16" | 45 1/2" - 46 1/2" |
| 16" - 18" | 46 1/2" - 47 1/4" |
| 18" - 20" | 47 1/4" - 48" |

THE INFORMATION CONTAINED IN THIS DRAWING IS THE SOLE PROPERTY OF AMERICAN BOOK RETURNS. ANY MISUSE IN PART OR AS A WHOLE IS STRICTLY PROHIBITED BY AMERICAN BOOK RETURNS.

AMERICAN BOOK RETURNS
120 6TH AVE. NORTH
ST. CLOUD, MN 56303
320-253-3044

TITLE
M1010 THRU-WALL CUT SHEET

PART NAME
MODEL 1010-TW

| REV | DESCRIPTION | DATE | BY |
|-----|-------------|----------|-----|
| | RELEASE | 04-23-09 | JRS |

TOL: UNLESS OTHERWISE SPECIFIED
ANGLES: ±1°
.XX±.030
.XXX±.010

| SHEET | PART ID # | SCALE | REV |
|--------|-----------|-------|-----|
| 1 OF 2 | 0134 | NTS | |