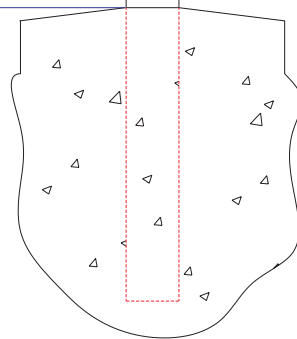
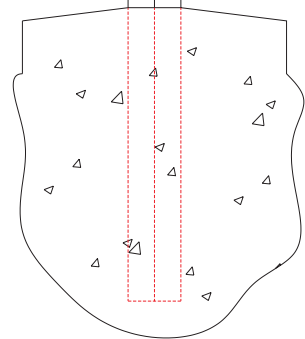
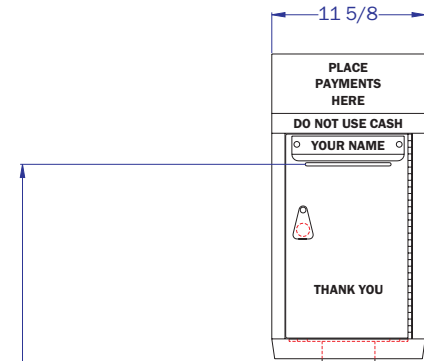
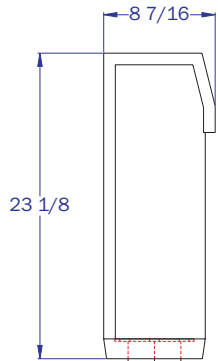


### M400-IG INCLUDES

### ACCESSORY OPTIONS

PART ID	DESCRIPTION	PART ID	DESCRIPTION
0104	M400 STAINLESS STEEL "FOLD-WELD" CAP AND CABINET, PIANO HINGED DOOR, BRASS WORKS LOCK, (2) DOUBLE-BITTED KEYS, STRONG CAM, LOCK COVER AND FLOOR LINER, RAINSHIELD INSTALLED ABOVE SLOT AND (3) BLACK SIGNS: "PLACE PAYMENTS HERE", "DO NOT USE CASH", "THANK YOU".	0601	DOUBLE LOCK DOOR PANEL WITH (2) EIGHT TUMBLER, ALL BRASS WORKS LOCKS AND (2) DOUBLE-BITTED KEYS FOR EACH LOCK
		0609	"CLOSED" SLOT COVER ATTACHES INSIDE WITH (2) WING NUTS
		0801	ENVELOPE HOLDER 8 X 4.5 INCHES WIDE [25 CAPACITY]
1002	ID PLATE 1.25 X 8.5 INCH WIDE, ENGRAVED WITH YOUR NAME	0802	ENVELOPE HOLDER 10.5 X 4.5 INCHES WIDE [25 CAPACITY]
0203	57 INCH IN-GROUND STAINLESS STEEL PEDESTAL	0803	ENVELOPE HOLDER 10.5 X 4.5 INCHES WIDE [100 CAPACITY]
		1008	CUSTOM VINYL MESSAGE AND/OR COLOR
		1101	OCEAN FRONT FINISH POWDER COAT SALT RESISTANT FINISH, FOR EACH CABINET, PEDESTAL, OR PAIR OF PROTECTOR POSTS
		1102	POWDER COAT ENTIRE CABINET ONE COLOR
		1103	CUSTOM COLOR MATCH PLEASE PROVIDE COLOR SWATCH



LEFT SIDE VIEW

FRONT VIEW

THE INFORMATION CONTAINED IN THIS DRAWING IS THE SOLE PROPERTY OF AMERICAN SECURITY CABINETS. ANY MISUSE IN PART OR AS A WHOLE IS STRICTLY PROHIBITED BY AMERICAN SECURITY CABINETS.

AMERICAN SECURITY CABINETS  
120 6TH AVE. NORTH  
ST. CLOUD, MN 56303  
320-253-3044

TITLE  
**MODEL 400-IG  
WALK-UP IN GROUND CUT SHEET**

PART NAME  
**M400-IG**

REV	DESCRIPTION	DATE	BY	TOL: UNLESS OTHERWISE SPECIFIED ANGLES: ±1° .XX±.030 .XXX±.010
	RELEASE	10-26-12	JRS	

SHEET	PART ID #	SCALE	REV
1 OF 1	SEE ABOVE	NTS	